

2018 Camry



Give in to your desires.

The all-new 2018 Toyota Camry is a joyride for the senses. The redesigned exterior is enhanced by a sleek, flowing shape. It's an evocative look that's less subtle and more seductive. XSE and SE models push the limits of the new, wider stance with unique catamaran-inspired accents and a black sport mesh grille that demand to be seen. Sporty yet elegant front and rear bumpers set your heart racing, while standard Toyota Safety Sense™ P (TSS-P)²⁷ helps provide peace of mind. Camry has undergone a total transformation, from a proven sedan to one that pushes the limits. Now you can go more places in complete confidence — and always arrive fashionably great.



Left to right: **XSE V6** shown in Ruby Flare Pearl² with available Navigation Package;¹⁹ **XLE V6** shown in Brownstone with available Navigation Package.
See numbered footnotes in Disclosures section.



EXPAND YOUR HORIZONS

Slip into a premium space that puts a premium on your comfort. Brighten each day with Camry XSE's available panoramic glass roof with front power tilt/slide moonroof, which invites in more than twice the light of a traditional moonroof. A power-retractable sunshade helps you stay in control if things start to heat up. This distinctive styling extends to the interior's appealing materials and textures, from the available Cockpit Red leather trim to the upscale textured metal moldings and the ambient interior lighting. It's a practical and stylish cabin with an unrivaled attention to detail.



XSE V6 interior shown in Cockpit Red leather trim with available Navigation Package.¹⁹

See numbered footnotes in Disclosures section.



"It delivers on everything Camry owners have come to expect...and adds to it jaw-dropping design, more-advanced tech, cutting-edge safety and stirring performance — raising it to an unparalleled level of excitement."

— Bob Carter, Executive Vice President,
Sales, TMNA



Leave a lasting impression.

Camry XSE's powerful stance and captivating style will announce your arrival with authority. The muscular shape is defined by a pleasing mix of sweeping curves and chiseled surfaces. Sport side rocker panels and the integrated rear spoiler emphasize the coiled stance and redirect airflow to enhance efficiency and performance. It's an irresistible symphony of flowing lines and sharp, unconstrained edges that always makes an impact.



19-IN. MACHINED-FINISH ALLOY WHEELS WITH BLACK-PAINTED ACCENTS

Add to the allure with the lustrous black hue found on Camry XSE's 19-in. alloy wheels. The deep color dramatically contrasts the exquisite machined finish of the V-shaped spokes. Low-profile 40-series tires complete the distinctive look while providing a precise, confidence-inspiring drive.



SMOKE-TINT LED HEADLIGHTS WITH LED DAYTIME RUNNING LIGHTS (DRL)

More efficient and powerful available LED headlights add a stylish touch, stretching outwardly from the thin upper grille. The XSE's LED headlights with smoke tint and fully integrated LED Daytime Running Lights (DRL) add an illuminating touch. This expressive look is highlighted by a design inspired by the symmetrical lines in the sand of a Japanese Zen garden.



LED TAILLIGHTS

Camry's available LED taillights feature an eye-catching organic shape. It's a powerful look that flows seamlessly into the rear bumper. Stylish lights like these are the perfect way to brighten any drive.

EXTERIOR STYLING



Left to right: **XSE V6** shown in Wind Chill Pearl² and Midnight Black Metallic roof² with available Navigation Package;¹⁹ **XSE V6** shown in Ruby Flare Pearl² with available Navigation Package. See numbered footnotes in Disclosures section.

DRIVER'S INTERIOR



XSE V6 interior shown in Black leather trim with available Navigation Package.¹⁹

See numbered footnotes in Disclosures section.

Take a commanding view.

It's a space that's all about you with an inviting, wide-open sensation. Get behind the wheel and the driver-centric position envelops you. Thanks to the perfectly placed steering wheel controls, everything you want is right at your fingertips. The available 10-in. color Head-Up Display (HUD) projects important information such as your speed, turn-by-turn directions, and more, right onto the lower portion of the windshield. It helps you stay focused on the road ahead.



7-IN. COLOR MULTI-INFORMATION DISPLAY (MID)

The available 7-in. color Multi-Information Display presents turn-by-turn directions, safety info and alerts right where you want them. It will also display your current and average fuel economy, compass heading and audio presets.

8-IN. MULTIMEDIA TOUCH-SCREEN

Camry offers an available 8-in. multimedia touch-screen with intuitive pinch-and-zoom navigation controls for a familiar experience. The new Entune™ 3.0⁴ system speaks to your style with a customizable home screen and standard Entune™ 3.0 App Suite⁴ with available Toyota Connected Services. You'll even welcome longer trips, thanks to the Connected Navigation Scout® GPS Link App⁵, and available 9-speaker, 800-watt Entune™ 3.0 Premium Audio with JBL® w/Clari-Fi™.



A joyride for your senses.

Indulge your sporty side with Camry's breathtaking performance. The light, strong body enhances both handling and ride quality. The lower, wider stance delivers a crisp, responsive feel and creates an optimal driving position. Choose between a new 3.5-liter V6 and an all-new 2.5-liter 4-cylinder gasoline engine, which comes paired to a new Direct Shift 8-Speed Automatic Transmission. When coupled with the enhanced suspension, they help Camry deliver an impressive drive without suppressing your comfort. It's time to take the long way — and celebrate every moment.

V6 AND 2.5L ENGINES

Camry offers a compelling choice of gasoline engines, the all-new 2.5-liter Dynamic Force 4-cylinder and a new 3.5-liter V6, each delivering a sophisticated blend of performance and efficiency. Both engines utilize the D-4S direct-injection system, which selects the optimal injection method based on driving conditions to pack a powerful punch with enhanced fuel economy to boot. It proves the rational choice can also be an exciting one.



NEW DIRECT SHIFT 8-SPEED ELECTRONICALLY CONTROLLED AUTOMATIC TRANSMISSION WITH ECO, NORMAL AND SPORT MODES

Camry's newly developed Direct Shift 8-Speed Automatic Transmission improves acceleration from a stop, provides a smooth ride at highway speeds and helps enhance fuel efficiency. Three distinct available drive modes give you even more control. Sport Mode indulges your spirited side with a sharper acceleration feel, while ECO Mode adjusts throttle input to maximize your efficiency. Normal Mode blends fuel economy with performance. Thanks to this choice of drive modes, a perfectly tailored drive arrives with the push of a button.





SUSPENSION

Enjoy the perfect harmony of a drive that's both relaxed and confident, thanks to Camry's new double-wishbone style multi-link rear suspension. It delivers a smooth ride and sharp handling so you can take on any trip from crosstown to cross-country.



Left to right: **XSE V6** shown in Ruby Flare Pearl² with available Navigation Package;¹⁹ **XSE V6** shown in Wind Chill Pearl² and Midnight Black Metallic roof² with available Navigation Package. See numbered footnotes in Disclosures section.

SPORTY INTERIOR



XSE V6 interior shown in Cockpit Red leather trim with available Navigation Package.¹⁹

See numbered footnotes in Disclosures section.


Inside, indulgence awaits.

Camry's passenger cabin fits your needs and feeds your desires with pleasing finishes and textures. It features a meticulous blend of colors and materials, such as the vibrant look and feel of the available Cockpit Red leather-trimmed interior. Camry also offers the Smart Key System²⁹ with Push Button Start to complement your convenience. Available leather-trimmed 8-way power-adjustable driver's and front passenger seats, and a leather-trimmed steering wheel create an intimate, tactile connection with the road.



PADDLE SHIFTERS

When the drive takes a spirited turn, Camry's available steering wheel-mounted paddle shifters give you the power to shift gears manually for a more controlled experience. They make extremely fast shifts possible with a precise, responsive feel.



SEAT DETAILS

Camry's redesigned seats are distinctively shaped with available leather trim and contrast stitching. Such finely crafted details ensure your style never takes a back seat.



DUAL EXHAUST WITH QUAD CHROME TIPS

The available dual exhaust with quad chrome tips dishes out a powerful look, matched only by the sporty sound. It's sure to leave a lasting impression.

INTERIOR CONVENIENCE



XLE V6 interior shown in Ash leather trim with available Navigation Package.¹⁹
See numbered footnotes in Disclosures section.

Enjoy a more connected drive.

Get inside a welcoming space that listens to your needs and speaks to your sense of style. Personalize Camry's Entune™ 3.0⁴ display with custom background colors and immerse yourself in the available ambient lighting. It creates the perfect mood for any drive. Camry also offers peace of mind with available Safety Connect®'s¹⁵ enhanced 24/7 Roadside Assistance³⁶ and available Service Connect's¹⁶ remote diagnostics linked directly to your local dealer. Standard turn-by-turn navigation and available embedded Dynamic Navigation¹⁹ help ensure that you'll get there with ease.



WI-FI CONNECT POWERED BY VERIZON¹⁸

Never miss a connection with Camry's available Wi-Fi Connect Powered by Verizon. The Toyota-first system supports up to five devices, making Camry the hottest spot on the road. Add available Qi-compatible wireless smartphone charging²⁰ and leave your wires and worries behind.



PREMIUM JBL® AUDIO

Specifically optimized for Camry's cabin, the available Entune™ 3.0⁴ Premium Audio with JBL® w/Clari-Fi™ system re-creates the deep, rich sound typically lost while streaming music. With 800 watts of peak power and nine speakers, including a subwoofer and separate tweeters, it has more than enough range to power your playlist. You'll drive soundly knowing Camry can carry your tunes.



ROOMINESS

Thanks to its all-new platform, Camry's seats are placed lower, creating a generous interior space. The rear seats even feature the same dynamic and supportive design as the front seats. Such thoughtful details put a premium on everyone's comfort.

INNOVATIVE TECHNOLOGY



XLE V6 shown in Brownstone with available Navigation Package.¹⁹
See numbered footnotes in Disclosures section.

Watching out for you.

Out of sight, but never out of mind. Camry is on the lookout with its available Bird's Eye View Camera²⁸ with Perimeter Scan. Available Intelligent Clearance Sonar (ICS)⁴¹ helps you navigate around hidden obstacles. Even if your Camry is out of sight, you can stay connected with available Remote Connect.¹⁷ It helps you remotely monitor guest drivers and locate your Camry in a crowded lot. Innovative features like these provide another point of view to help make your drive safe for everyone.




BIRD'S EYE VIEW CAMERA²⁸ WITH PERIMETER SCAN

Camry's available Bird's Eye View Camera with Perimeter Scan uses front-, side- and rear-mounted cameras to display a panoramic overhead view. It helps you see more of your surroundings, so you can drive with confidence.



INTELLIGENT CLEARANCE SONAR⁴¹ WITH REAR CROSS-TRAFFIC BRAKING⁴²

Get in and out of the tightest spots with ease, thanks to Camry's available Intelligent Clearance Sonar with Rear Cross-Traffic Braking. This system is designed to warn you when it detects nearby obstacles, and if necessary, will reduce engine power and apply the brakes.



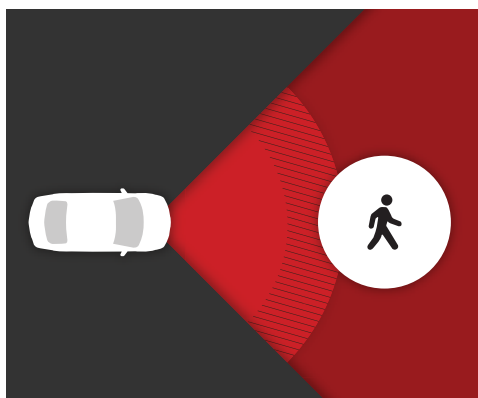
TOYOTA SAFETY SENSE™ (TSS)



SE shown in Midnight Black Metallic with available Audio Package and power tilt/slide moonroof.

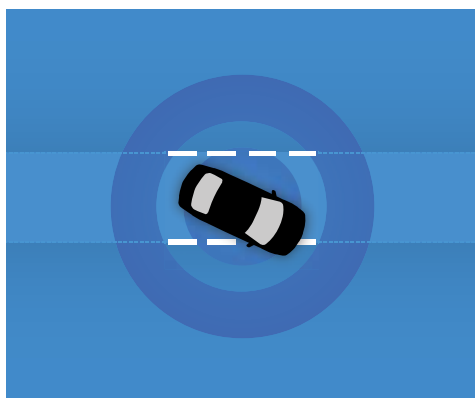
It's got your back. And sides. And front.

Camry's standard Toyota Safety Sense™ P (TSS-P)²⁷ is an active safety package that combines Pre-Collision System³⁷ with Pedestrian Detection³⁸ (PCS w/PD), Lane Departure Alert with Steering Assist (LDA w/SA)²⁵, Automatic High Beams (AHB)³⁹ and Dynamic Radar Cruise Control (DRCC)²⁴ to assist you. TSS-P's comprehensive features create in-the-moment safety designed to help keep you safe under certain circumstances.



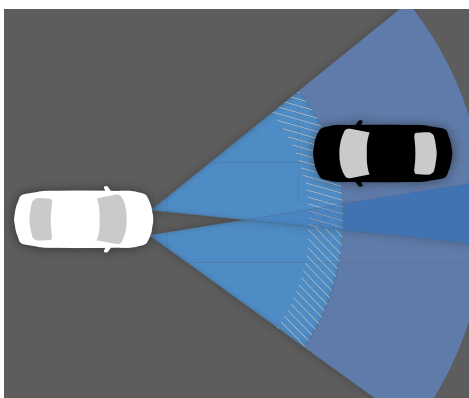
PRE-COLLISION SYSTEM³⁷ WITH PEDESTRIAN DETECTION³⁸

Pre-Collision System with Pedestrian Detection helps keep the road safe by detecting a vehicle or a pedestrian in certain situations. By combining millimeter-wave radar with a camera capable of shape recognition, the system provides an audio/visual alert, warning you of a possible collision with a pedestrian under certain circumstances. If you don't react, the system is designed for automatic braking support to help mitigate the potential for a collision.



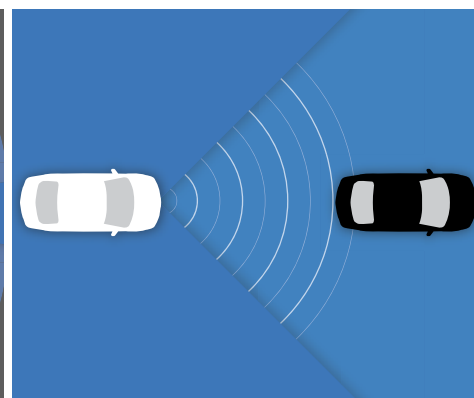
LANE DEPARTURE ALERT WITH STEERING ASSIST²⁵

If an inadvertent lane departure is detected and the system can identify visible lane markings, the Lane Departure Alert system is designed to issue both an audible alert and visual warning on the MID screen. If the system determines that the driver is not taking corrective steering action, the Steering Assist function is designed to initiate and provide gentle corrective steering to help keep Camry in the lane.



AUTOMATIC HIGH BEAMS³⁹

Camry enhances visibility and helps make nighttime driving safe. The Automatic High Beam system uses a camera to help detect oncoming vehicles as far away as 2000 feet and, depending on the circumstances, it is designed to automatically switch the high beams on and off, helping make it easier for other drivers on the road.



DYNAMIC RADAR CRUISE CONTROL²⁴

Camry's Dynamic Radar Cruise Control takes cruising to the next level. Using forward-sensing radar technology and an intelligent camera, the system is designed to detect the speed and distance of the vehicle traveling directly ahead of you and adjust your speed accordingly. It works in traffic, as well, helping you maintain a preset following distance, slowing when the preset distance shortens, then accelerating back to your original cruising speed when the road clears.

HYBRID

Good for all. Even better for you.

The transportation revolution continues. The powerful, stylish Camry Hybrid gives up nothing with its optimized fuel economy, advanced tech and a striking look that will leave you breathless. Its dependability has been refined for 11 years, and speaks to the reliability of Toyota's proven Hybrid Synergy Drive®.

Camry Hybrid's elevated efficiency arrives with a remarkably stunning drive, thanks to a revised hybrid system. The improved EV motor produces more torque and helps make acceleration even more responsive. Relocating the hybrid battery and employing the same trailing double-wishbone style multi-link rear suspension as the traditional Camry helps Camry Hybrid conquer every twist and turn. It's an exciting drive that lets you do even more.



Hybrid XLE shown in Celestial Silver Metallic with available Audio Package.



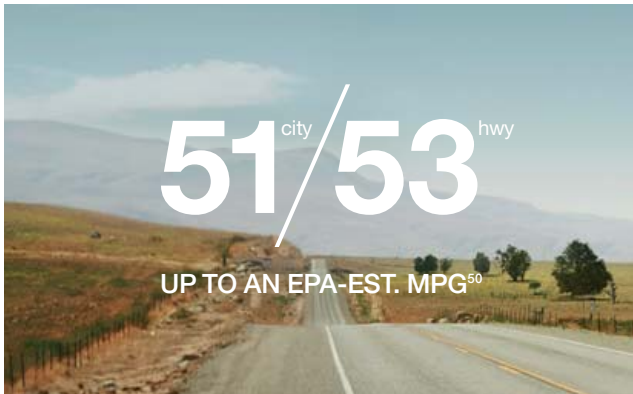
HYBRID INTERIOR



Hybrid XLE interior shown in Ash leather trim with available Audio Package.

Complete any journey in complete comfort.

Camry Hybrid's interior invites you to do more with a design that's both practical and stylish. Fine details, such as the LE's layered wood accent elements, can be found throughout the cabin. Personalize any trip with a choice of drive modes. ECO Mode maximizes fuel economy, while EV Mode²⁶ enables electric driving. The energy monitor displays how the power is being delivered to the drive wheels. It's smart tech wrapped in a sensational package.



MPG

The improved design and performance of Camry Hybrid's all-new Dynamic Force 4-cylinder engine, along with a proven electric motor and smooth-shifting CVT, help Camry Hybrid deliver a remarkably efficient drive. It's the best of both worlds, blending a stirring drive and optimized fuel economy.



ENERGY MONITOR

Tracking your efficiency is easy with the energy monitor. As driving conditions change, the monitor uses both the Entune™ 3.0⁴ display and available Head-Up Display (HUD) to show you how power is being routed to the drive wheels or how otherwise wasted energy is captured to charge the battery.



EV²⁶/ECO/NORMAL/SPORT MODE

Camry Hybrid's new Sport Mode improves throttle response, while ECO Mode adjusts throttle input to maximize your efficiency. EV Mode enables electric driving to help reduce noise and emissions. More choices give you a more controlled drive.

STANDARD SAFETY



XSE V6 shown in Ruby Flare Pearl² with available Navigation Package.¹⁹


See numbered footnotes in Disclosures section.

Smart safety. Helping you drive with confidence.

Camry offers an available Blind Spot Monitor (BSM)³ with Rear Cross-Traffic Alert (RCTA).⁴⁰ They help you see more of what matters. Available Safety Connect^{®15} provides enhanced 24/7 Roadside Assistance³⁶ with the touch of a button and automatic collision notification. Camry even protects itself with an anti-theft alarm. It's a complete approach to vehicle safety, so you can drive with confidence.

BLIND SPOT MONITOR³ WITH REAR CROSS-TRAFFIC ALERT⁴⁰

The available Blind Spot Monitor warns you when a vehicle in the next lane enters Camry's blind spot on either side. Available Rear Cross-Traffic Alert works when Camry is in Reverse to help detect vehicles approaching from either side. If the system senses cross traffic, it warns you with side mirror indicators and a warning tone and, if necessary, is designed to apply the brakes.



10 airbags

TEN AIRBAGS³⁴ STANDARD

Camry comes standard with an Advanced Airbag System with advanced dual-stage SRS driver and front passenger airbags, in addition to front and rear side curtain airbags. Ten airbags in all — all focused on your safety.

STAR SAFETY SYSTEM[™]

Smart tech helps keep you safe. This standard comprehensive suite of six advanced safety features is designed to help keep you out of harm's way. The system includes enhanced Vehicle Stability Control (VSC);³¹ Traction Control (TRAC), Anti-lock Brake System (ABS), Electronic Brake-force Distribution (EBD), Brake Assist (BA)³² and Smart Stop Technology[®] (SST).³³



Soul-stirring design. Heart-racing performance.
It's time to captivate your senses.



Hybrid XLE shown in Celestial Silver Metallic with available Audio Package; **XSE V6** shown in Ruby Flare Pearl² with available Navigation Package.¹⁹

See numbered footnotes in Disclosures section.



L

Powertrain

- 2.5-Liter Dynamic Force 4-Cylinder Engine with 203 hp @ 6600 rpm
- 29 city/41 hwy/34 combined est. mpg⁵⁰
- Direct Shift-8AT (8-Speed Electronically Controlled automatic Transmission)

Exterior Features

- Bi-LED combination headlights with auto on/off feature
- LED Daytime Running Lights (DRL) with on/off feature
- 16-in. steel wheels and P205/65R16 tires

Interior and Safety Features

- Toyota Safety Sense™ P (TSS-P)²⁷
- Integrated backup camera²¹ with projected path
- Entune™ 3.0⁴ Audio with Connected Navigation Scout® GPS Link App⁵ and App Suite⁴
- 4.2-in. TFT Multi-Information Display
- Fabric-trimmed front seats with passenger-side seatback pocket; 6-way adjustable driver and front passenger seat
- Overhead console with maplights and sunglasses storage
- Hill Start Assist Control (HAC)⁴³

LE

Adds to or replaces features offered on L

Powertrain

- 2.5-Liter Dynamic Force 4-Cylinder Engine with 203 hp @ 6600 rpm
- 28 city/39 hwy/32 combined est. mpg⁵⁰
- Direct Shift-8AT (8-Speed Electronically Controlled automatic Transmission)

Exterior Features

- 17-in. alloy wheels and P215/55R17 tires

Interior and Safety Features

- Fabric-trimmed front seats with passenger-side seatback pocket; 8-way power-adjustable driver's seat with power lumbar support; 6-way adjustable front passenger seat
- 60/40 split fold-down rear seat with center armrest with cup holders
- Anti-theft system with alarm

Options and Packages

- Power tilt/slide moonroof
- Convenience Package includes
 - Smart Key System²⁹
 - HomeLink^{®30} universal transceiver
 - Auto-dimming rearview mirror with compass
- Audio Package includes
 - Entune™ 3.0⁴ Audio Plus with Connected Navigation Scout® GPS Link App⁵ and App Suite⁴
 - Qi-compatible wireless smartphone charging²⁰
 - Dual zone automatic climate control
- Blind Spot Monitor (BSM)³ with Rear Cross-Traffic Alert (RCTA)⁴⁰



XLE

Adds to or replaces features offered on LE

Powertrain

- 2.5-Liter Dynamic Force 4-Cylinder Engine with 203 hp @ 6600 rpm
- 28 city/39 hwy/32 combined est. mpg⁵⁰
- Direct Shift-8AT (8-Speed Electronically Controlled automatic Transmission)

Exterior Features

- LED headlights with fully integrated LED Daytime Running Lights (DRL) with auto on/off feature
- LED taillights
- Bright metallic front grille
- Color-keyed heated power outside mirrors with turn signal and blind spot warning indicators³
- Color-keyed outside door handles with touch-sensor lock/unlock feature
- 18-in. silver machined-finish alloy wheels and P235/45R18 tires
- Single exhaust with chrome finisher

Interior and Safety Features

- Blind Spot Monitor (BSM)³ with Rear Cross-Traffic Alert (RCTA)⁴⁰ and Intelligent Clearance Sonar (ICS)⁴¹ with Rear Cross-Traffic Braking (RCTB)⁴²
- Dual zone automatic climate control with air filter and rear-seat vents
- Integrated backup camera²¹ with dynamic gridlines
- 7-in. TFT Multi-Information Display with customizable settings
- Leather-trimmed multi-stage heated front seats with seatback pockets; 8-way power-adjustable driver's seat with power lumbar support; 8-way power-adjustable front passenger seat
- Rear adjustable headrests
- Leather-trimmed tilt/telescopic 3-spoke steering wheel with audio, Multi-Information Display and Bluetooth^{®11} hands-free phone controls
- 3-mode switch (ECO, Normal, Sport)
- Tiger Eye wood interior trim
- Smart Key System²⁹ on front doors and trunk with Push Button Start
- Auto-dimming rearview mirror with compass
- HomeLink^{®30} universal transceiver
- Three USB ports⁹ (one 1.5V and two 2.1V)
- Electric Parking Brake (EPB) with Brake Hold

Options and Packages

- Panoramic glass roof with front power tilt/slide moonroof
- Audio Package includes
 - Entune™ 3.0⁴ Audio Plus with JBL® w/Clari-Fi™ Connected Navigation Scout® GPS Link App⁵ and App Suite⁴
 - Qi-compatible wireless smartphone charging²⁰
- Driver Assist Package includes
 - 10-in. color Head-Up Display (HUD)
 - Bird's Eye View Camera²⁵ with Perimeter Scan



XLE V6

Adds to or replaces features offered on XLE

Powertrain

- 3.5-Liter V6 with 301 hp @ 6600 rpm
- 22 city/33 hwy/26 combined est. mpg⁵⁰
- Direct Shift-8AT (8-Speed Electronically Controlled automatic Transmission)

Exterior Features

- Panoramic glass roof with front power tilt/slide moonroof
- Shark-fin antenna
- Dual exhaust with chrome finisher

Interior and Safety Features

- Entune™ 3.0⁴ Audio Plus with JBL® w/Clari-Fi™ Connected Navigation Scout® GPS Link App⁵ and App Suite⁴ — includes 8-in. touch-screen, AM/FM CD player, MP3/WMA playback capability, nine speakers in nine locations, auxiliary audio jack, USB 2.0 port⁸ with iPod^{®9} connectivity and control, voice recognition¹⁰ hands-free phone capability and music streaming⁴ via Bluetooth^{®11} wireless technology, Connected Navigation Scout® GPS Link App⁵ with 3-year complimentary trial, Siri® Eyes Free⁵ HD Radio^{™12} Entune™ 3.0 App Suite⁴, SiriusXM® Satellite Radio¹³ with 3-month complimentary SiriusXM All Access trial¹⁴ and Gracenote® album cover art. Entune™ 3.0⁴ Toyota Connected Services — Safety Connect^{®15} with 3-year complimentary trial, Service Connect¹⁶ with 3-year complimentary trial, Remote Connect¹⁷ with 6-month complimentary trial, Wi-Fi Connect Powered by Verizon¹⁸ with up to 2GB within 6-month complimentary trial. Access to Entune™ 3.0 App Suite⁴ is subscription-free. See toyota.com/entune for details.
- Qi-compatible wireless smartphone charging²⁰
- 10-in. color Head-Up Display (HUD) with customizable settings, speedometer, navigation, shift position, compass, TSS-P²⁷ indicators, audio, phone, outside temperature and adjustable brightness
- Overhead console with maplights, HomeLink^{®30} universal transceiver and Safety Connect^{®15} button
- Dual sun visors with sliding extensions and illuminated vanity mirrors

Options and Packages

- Navigation Package¹⁹ includes
 - Entune™ 3.0⁴ Premium Audio with JBL® w/Clari-Fi™ Dynamic Navigation¹⁹ and App Suite⁴
- Driver Assist Package includes
 - Bird's Eye View Camera²⁵ with Perimeter Scan



SE

Adds to or replaces features offered on LE

Powertrain

- 2.5-Liter Dynamic Force 4-Cylinder Engine with 203 hp @ 6600 rpm
- 28 city/39 hwy/32 combined est. mpg⁵⁰
- Direct Shift-8AT (8-Speed Electronically Controlled automatic Transmission)

Exterior Features

- Black front grille with sport mesh insert
- Color-keyed sport side rocker panels
- 18-in. black machined-finish alloy wheels and P235/45R18 tires
- Color-keyed rear spoiler
- Single exhaust with dual chrome tips

Interior and Safety Features

- Single-zone automatic climate control with air filter
- 4.2-in. TFT Multi-Information Display
- Sport SofTex®-trimmed front seats with fabric inserts, seatback pockets; 8-way power-adjustable driver's seat with power lumbar support; 6-way adjustable front passenger seat
- Leather-trimmed tilt/telescopic 3-spoke sport steering wheel with paddle shifters, audio, Multi-Information Display and *Bluetooth*^{®20} hands-free controls
- Embossed mesh interior trim
- Tire Pressure Monitor System (TPMS)²² with direct pressure readout

Options and Packages

- Power tilt/slide moonroof
- Convenience Package includes
 - Smart Key System²⁹
 - HomeLink^{®30} universal transceiver
 - Auto-dimming rearview mirror with compass
- Audio Package includes
 - Entune™ 3.0⁴ Audio Plus with Connected Navigation Scout® GPS Link App⁵ and App Suite⁴
 - Qi-compatible wireless smartphone charging²⁰
 - Dual zone automatic climate control
- Blind Spot Monitor (BSM)³ with Rear Cross-Traffic Alert (RCTA)⁴⁰



XSE

Adds to or replaces features offered on SE

Powertrain

- 2.5-Liter Dynamic Force 4-Cylinder Engine with 206 hp @ 6600 rpm
- 28 city/39 hwy/32 combined est. mpg⁵⁰
- Direct Shift-8AT (8-Speed Electronically Controlled automatic Transmission)

Exterior Features

- LED headlights with smoke tint and fully integrated LED Daytime Running Lights (DRL) with auto on/off feature
- LED taillights with smoke tint
- Gloss-black front grille with sport mesh insert
- Color-keyed heated power outside mirrors with turn signal and blind spot warning indicators³
- Color-keyed outside door handles with touch-sensor lock/unlock feature
- 19-in. black machined-finish alloy wheels and P235/40R19 tires
- Dual exhaust with quad chrome tips

Interior and Safety Features

- Blind Spot Monitor (BSM)³ with Rear Cross-Traffic Alert (RCTA)⁴⁰ and Intelligent Clearance Sonar (ICS)⁴¹ with Rear Cross-Traffic Braking (RCTB)⁴²
- Dual zone automatic climate control with air filter and rear-seat vents
- Integrated backup camera²¹ with dynamic gridlines
- 7-in. TFT Multi-Information Display with customizable settings
- Leather-trimmed multi-stage heated front seats with seatback pockets; 8-way power-adjustable driver's seat with power lumbar support; 8-way power-adjustable front passenger seat
- Rear adjustable headrests
- 3-mode switch (ECO, Normal, Sport)
- Textured metal interior trim
- Smart Key System²⁹ on front doors and trunk with Push Button Start
- Three USB ports⁸ (one 1.5V and two 2.1V)
- Electric Parking Brake (EPB) with Brake Hold

Options and Packages

- Panoramic glass roof with front power tilt/slide moonroof
- Two-tone Midnight Black Metallic roof and rear spoiler²
- Audio Package includes
 - Entune™ 3.0⁴ Audio Plus with JBL® w/Clari-Fi™ Connected Navigation Scout® GPS Link App⁵ and App Suite⁴
 - Qi-compatible wireless smartphone charging²⁰
- Driver Assist Package includes
 - 10-in. color Head-Up Display (HUD)
 - Bird's Eye View Camera²⁸ with Perimeter Scan



XSE V6

Adds to or replaces features offered on XSE

Powertrain

- 3.5-Liter V6 with 301 hp @ 6600 rpm
- 22 city/32 hwy/26 combined est. mpg⁵⁰
- Direct Shift-8AT (8-Speed Electronically Controlled automatic Transmission)

Exterior Features

- Panoramic glass roof with front power tilt/slide moonroof
- Shark-fin antenna

Interior and Safety Features

- Entune™ 3.0⁴ Audio Plus with JBL® w/Clari-Fi™ Connected Navigation Scout® GPS Link App⁵ and App Suite⁴ — includes 8-in. touch-screen, AM/FM CD player, MP3/WMA playback capability, nine speakers in nine locations, auxiliary audio jack, USB 2.0 port⁸ with iPod^{®9} connectivity and control, voice recognition,¹⁰ hands-free phone capability and music streaming⁴ via *Bluetooth*^{®11} wireless technology, Connected Navigation Scout® GPS Link App⁵ with 3-year complimentary trial, Siri[®] Eyes Free⁵, HD Radio,¹² Entune™ 3.0 App Suite⁴, SiriusXM® Satellite Radio¹³ with 3-month complimentary SiriusXM All Access trial,¹⁴ and Gracenote® album cover art. Entune™ 3.0⁴ Toyota Connected Services — Safety Connect^{®15} with 3-year complimentary trial, Service Connect¹⁶ with 3-year complimentary trial, Remote Connect¹⁷ with 6-month complimentary trial, Wi-Fi Connect Powered by Verizon¹⁸ with up to 2GB within 6-month complimentary trial. Access to Entune™ 3.0 App Suite⁴ is subscription-free. See toyota.com/entune for details.
- Qi-compatible wireless smartphone charging²⁰
- 10-in. color Head-Up Display (HUD) with customizable settings, speedometer, navigation, shift position, compass, TSS-P²⁷ indicators, audio, phone, outside temperature and adjustable brightness
- Overhead console with maplights, HomeLink^{®30} universal transceiver and Safety Connect^{®15} button
- Dual sun visors with sliding extensions and illuminated vanity mirrors

Options and Packages

- Two-tone Midnight Black Metallic roof and rear spoiler²
- Navigation Package¹⁹ includes
 - Entune™ 3.0⁴ Premium Audio with JBL® w/Clari-Fi™ Dynamic Navigation¹⁹ and App Suite⁴
- Driver Assist Package includes
 - Bird's Eye View Camera²⁸ with Perimeter Scan



Hybrid LE

Powertrain

- Hybrid: 2.5-Liter Dynamic Force 4-Cylinder Engine
- Hybrid system net power: 208 hp (155 kW)
- 51 city/53 hwy/52 combined est. mpg⁵⁰
- Electronically controlled Continuously Variable Transmission (ECVT)

Exterior Features

- Bi-LED combination headlights with auto on/off feature
- LED Daytime Running Lights (DRL) with on/off feature
- Black front grille
- 16-in. steel wheels and P205/65R16 tires
- Acoustic noise-reducing front windshield

Interior and Safety Features

- Toyota Safety Sense™ P (TSS-P)²⁷
- Dual zone automatic climate control with air filter, electric compressor and humidity sensor
- Entune™ 3.0⁴ Audio with Connected Navigation Scout® GPS Link App⁵ and App Suite⁴
- Integrated backup camera²¹ with projected path
- 4.2-in. TFT Multi-Information Display
- Fabric-trimmed heated front seats with seatback pockets; 8-way power-adjustable driver's seat with power lumbar support; 6-way adjustable front passenger seat
- 60/40 split fold-down rear seat with center armrest with cup holders
- Tilt/telescopic 3-spoke steering wheel with audio, Multi-Information Display and *Bluetooth*^{®11} hands-free phone controls
- 4-mode switch (EV;²⁶ ECO, Normal and Sport)
- Layered wood interior trim
- Smart Key System²⁹ on front doors and trunk with Push Button Start
- Power windows with 4-window auto up/down, jam protection and retained-power features
- Power door locks with automatic lockup feature
- Electric Parking Brake (EPB) with Brake Hold
- Ten airbags³⁴
- Hill Start Assist Control (HAC)⁴³

Options and Packages

- Power tilt/slide moonroof
- Convenience Package includes
 - HomeLink^{®30} universal transceiver
 - Auto-dimming rearview mirror with compass
- Audio Package includes
 - Entune™ 3.0⁴ Audio Plus with Connected Navigation Scout® GPS Link App⁵ and App Suite⁴
 - Qi-compatible wireless smartphone charging²⁰
- Blind Spot Monitor (BSM)³ with Rear Cross-Traffic Alert (RCTA)⁴⁰



Hybrid SE

Adds to or replaces features offered on Hybrid LE

Powertrain

- Hybrid: 2.5-Liter Dynamic Force 4-Cylinder Engine
- Hybrid system net power: 208 hp (155 kW)
- 44 city/47 hwy/46 combined est. mpg⁵⁰
- Electronically controlled Continuously Variable Transmission (ECVT)

Exterior Features

- Black front grille with sport mesh insert
- Color-keyed sport side rocker panels
- 18-in. black machined-finish alloy wheels and P235/45R18 tires
- Color-keyed rear spoiler
- Single exhaust with dual chrome tips

Interior and Safety Features

- Sport SofTex[®]-trimmed heated front seats with fabric inserts, seatback pockets; 8-way power-adjustable driver's seat with power lumbar support; 6-way adjustable front passenger seat
- Leather-trimmed tilt/telescopic 3-spoke sport steering wheel with paddle shifters, audio, Multi-Information Display and *Bluetooth*^{®11} hands-free phone controls
- Embossed mesh interior trim

Options and Packages

- Power tilt/slide moonroof
- Convenience Package includes
 - HomeLink^{®30} universal transceiver
 - Auto-dimming rearview mirror with compass
- Audio Package includes
 - Entune™ 3.0⁴ Audio Plus with Connected Navigation Scout® GPS Link App⁵ and App Suite⁴
 - Qi-compatible wireless smartphone charging²⁰
- Blind Spot Monitor (BSM)³ with Rear Cross-Traffic Alert (RCTA)⁴⁰



Hybrid XLE

Adds to or replaces features offered on Hybrid LE

Powertrain

- Hybrid: 2.5-Liter Dynamic Force 4-Cylinder Engine
- Hybrid system net power: 208 hp (155 kW)
- 44 city/47 hwy/46 combined est. mpg⁵⁰
- Electronically controlled Continuously Variable Transmission (ECVT)

Exterior Features

- LED headlights with fully integrated LED Daytime Running Lights (DRL) with auto on/off feature
- LED taillights
- Bright metallic front grille
- Color-keyed heated power outside mirrors with turn signal and blind spot warning indicators³
- 18-in. silver machined-finish alloy wheels and P235/45R18 tires
- Single exhaust with chrome finisher


Interior and Safety Features

- Blind Spot Monitor (BSM)³ with Rear Cross-Traffic Alert (RCTA)⁴⁰ and Intelligent Clearance Sonar (ICS)⁴¹ with Rear Cross-Traffic Braking (RCTB)⁴²
- Dual zone automatic climate control with air filter, electric compressor, humidity sensor and rear-seat vents
- Integrated backup camera²¹ with dynamic gridlines
- 7-in. TFT Multi-Information Display with customizable settings
- Leather-trimmed multi-stage heated front seats with seatback pockets; 8-way power-adjustable driver's seat with power lumbar support; 8-way power-adjustable front passenger seat
- Leather-trimmed tilt/telescopic 3-spoke steering wheel with audio, Multi-Information Display and *Bluetooth*^{®11} hands-free phone controls
- 10-in. color Head-Up Display (HUD) with customizable settings, speedometer, navigation, shift position, compass, TSS-P²⁷ indicators, audio, phone, outside temperature, Hybrid System Indicator, and adjustable brightness
- Tiger Eye wood interior trim
- Auto-dimming rearview mirror with compass
- Three USB ports⁸ (one 1.5V and two 2.1V)

Options and Packages

- Power tilt/slide moonroof
- Audio Package includes
 - Entune™ 3.0⁴ Audio Plus with JBL[®] w/Clari-Fi™ Connected Navigation Scout® GPS Link App⁵ and App Suite⁴
 - Qi-compatible wireless smartphone charging²⁰
- Driver Assist Package includes
 - Bird's Eye View Camera²⁸ with Perimeter Scan
- Adaptive Headlights

Color




Midnight Black Metallic



Blue Crush Metallic




Blue Streak Metallic



Galactic Aqua Mica



Ruby Flare Pearl²




Brownstone




Predawn Gray Mica



Celestial Silver Metallic



Wind Chill Pearl²



Super White

Available Midnight Black Metallic roof and rear spoiler²



Blue Streak Metallic




Celestial Silver Metallic




Wind Chill Pearl²

Trim



L fabric shown in Ash


Also available in



LE and Hybrid LE fabric shown in Ash



Black



Macadamia

Also available in



XLE, XLE V6 and Hybrid XLE leather trim shown in Ash




Black




Macadamia

Also available in



SE and Hybrid SE fabric shown in Black



Ash

Also available in



XSE and XSE V6 leather trim shown in Black



Ash



Cockpit Red

Wheels



L and Hybrid LE 16-in. steel wheel



LE 17-in. alloy wheel



SE and Hybrid SE 18-in. black machined-finish alloy wheel



XLE, XLE V6 and Hybrid XLE 18-in. silver machined-finish alloy wheel



XSE and XSE V6 19-in. black machined-finish alloy wheel

ACCESSORIES

The 2018 Camry is one bold choice for the road, and it deserves some bold accessories. This is a great way to add extra personality to your Camry. Not every accessory is available in your area, so for a complete list of accessories, go to toyota.com/camry.

All-weather floor liners⁵¹
Cargo tote⁴⁹
Cargo tray
Carpet floor mats⁵¹
Carpet trunk mat

Coin holder/ashtray cup
Color-keyed rear spoiler
Door edge guards
Doorsill protectors
Emergency kit

First aid kit
Hideaway cargo net⁴⁹
Illuminated doorsills
Lower rocker appliqué
Mudguards

Paint protection film⁷
Rear bumper appliqué (Clear on LE/XLE;
Black on SE/XSE)
Universal tablet holder



All-weather floor liners⁵¹



Cargo tote⁴⁹



Rear bumper appliqué (Clear)



Carpet trunk mat



Cargo tray



Door edge guards



Universal tablet holder



Illuminated doorsills

WARRANTIES

Every Toyota Car, Truck and SUV is built to exceptional standards. And that's not idle boasting. We back it up with these Limited Warranty Coverages:

Basic: 36 months/36,000 miles (all components other than normal wear and maintenance items).

Hybrid-Related Component Coverage: Hybrid-related components, including the HV battery, battery control module, hybrid control module and inverter with converter, are covered for 8 years/100,000 miles. The HV battery may have longer coverage under emissions warranty. Refer to applicable *Warranty and Maintenance Guide* for details.

Powertrain: 60 months/60,000 miles (engine, transmission/transaxle, drive system, seatbelts and airbags).

Rust-Through: 60 months/unlimited miles (corrosion perforation of sheet metal).

Emissions: Coverages vary under Federal and California regulations. Refer to applicable *Warranty and Maintenance Guide* for details.

Accessories: For Genuine Toyota Accessories purchased at the time of the new vehicle purchase, the Toyota Accessory Warranty coverage is in effect for 36 months/36,000 miles from the vehicle's in-service date, which is the same coverage as the Toyota New Vehicle Limited Warranty.

For Genuine Toyota Accessories purchased after the new vehicle purchase the coverage is 12 months, regardless of mileage, from the date the accessory was installed on the vehicle, or the remainder of any applicable new vehicle warranty, whichever provides greater coverage.

You may be eligible for transportation assistance if it's necessary that your vehicle be kept overnight for repairs covered under warranty. Please see your authorized Toyota dealership for further details.

For complete details about Toyota's warranties, please visit www.toyota.com, refer to the applicable *Warranty and Maintenance Guide* or see your Toyota dealer.

See numbered footnotes in Disclosures section.

FEATURES¹

EXTERIOR	L	LE	XLE	XLE V6	SE	XSE	XSE V6	LE	HYBRID SE	XLE
LED headlights with fully integrated LED Daytime Running Lights (DRL) with auto on/off feature	—	—	S	S	—	—	—	—	—	S
LED headlights with smoke tint and fully integrated LED Daytime Running Lights (DRL) with auto on/off feature	—	—	—	—	—	S	S	—	—	—
Bi-LED combination headlights with auto on/off feature	S	S	—	—	S	—	—	S	S	—
LED Daytime Running Lights (DRL) with on/off feature	S	S	S	S	S	S	S	S	S	S
LED combination taillights	S	S	—	—	S	—	—	S	S	—
LED taillights	—	—	S	S	—	—	—	—	—	S
LED taillights with smoke tint	—	—	—	—	—	S	S	—	—	—
LED headlights with level control and auto on/off feature	—	—	—	—	—	—	—	—	—	O
Dark gray front grille	S	S	—	—	—	—	—	S	—	—
Black front grille with sport mesh insert	—	—	—	—	S	—	—	—	S	—
Bright metallic front grille	—	—	S	S	—	—	—	—	—	S
Gloss black front grille with sport mesh insert	—	—	—	—	—	S	S	—	—	—
Color-keyed sport side rocker panels	—	—	—	—	S	S	S	—	S	—
Two-tone Midnight Black Metallic roof and rear spoiler ²	—	—	—	—	—	O	O	—	—	—
Color-keyed power outside mirrors	S	S	—	—	S	—	—	S	S	—
Color-keyed heated power outside mirrors with turn signal and blind spot warning indicators ³	—	P	S	S	P	S	S	P	P	S
Color-keyed outside door handles	S	S	—	—	S	—	—	—	—	—
Color-keyed outside door handles with touch-sensor lock/unlock feature	—	P	S	S	P	S	S	S	S	S
Power tilt/slide moonroof	—	O	—	—	O	—	—	O	O	O
Panoramic glass roof with front power tilt/slide moonroof	—	—	O	S	—	O	S	—	—	—
19-in. black machined-finish alloy wheels and P235/40R19 tires	—	—	—	—	—	S	S	—	—	—
18-in. silver machined-finish alloy wheels and P235/45R18 tires	—	—	S	S	—	—	—	—	—	S
18-in. black machined-finish alloy wheels and P235/45R18 tires	—	—	—	—	S	—	—	—	S	—
17-in. alloy wheels and P215/55R17 tires	—	S	—	—	—	—	—	—	—	—
16-in. steel wheels and P205/65R16 tires	S	—	—	—	—	—	—	S	—	—
Washer-linked intermittent windshield wipers	S	S	S	S	S	S	S	S	S	S
High Solar Energy-Absorbing (HSEA) glass	S	S	S	S	S	S	S	S	S	S
Acoustic noise-reducing front windshield	S	S	S	S	S	S	S	S	S	S
Color-keyed rear spoiler	—	—	—	—	S	S	S	—	S	—
Dual exhaust with quad chrome tips	—	—	—	—	—	S	S	—	—	—
Dual exhaust with chrome finisher	—	—	—	S	—	—	—	—	—	—
Single exhaust	S	S	—	—	—	—	—	S	—	—
Single exhaust with chrome finisher	—	—	S	—	—	—	—	—	—	S
Single exhaust with dual chrome tips	—	—	—	—	S	—	—	—	S	—
In-glass AM/FM antenna	S	S	S	S	S	S	S	S	S	S
Shark-fin antenna	—	P	P	S	P	P	S	P	P	P
INTERIOR										
Front air conditioning with air filter	S	S	—	—	—	—	—	—	—	—
Single-zone automatic climate control with air filter	—	—	—	—	S	—	—	—	—	—
Dual zone automatic climate control with air filter and rear-seat vents	—	P	S	S	P	S	S	—	—	—
Dual zone automatic climate control with air filter, electric compressor and humidity sensor	—	—	—	—	—	—	—	S	S	—
Dual zone automatic climate control with air filter, electric compressor, humidity sensor and rear-seat vents	—	—	—	—	—	—	—	—	—	S
Entune™ 3.0 ⁴ Audio with Connected Navigation Scout® GPS Link App ⁵ and App Suite ⁴ — includes 7-in. touch-screen, AM/FM, MP3/WMA playback capability, six speakers, Connected Navigation Scout® GPS Link App ⁵ with 3-year complimentary trial, Entune™ 3.0 App Suite, ⁶ Siri® Eyes Free ⁵ auxiliary audio jack, USB 2.0 port ⁸ with iPod® connectivity and control, hands-free phone capability, voice recognition ¹⁰ and music streaming ⁴ via Bluetooth® ¹¹ wireless technology. Access to Entune™ 3.0 App Suite ⁴ is subscription-free. See toyota.com/entune for details.	S	S	S	—	S	S	—	S	S	S

See numbered footnotes in Disclosures section.

S = Standard O = Optional — = Not available P = Feature is available as part of an option package.

INTERIOR (continued)	L	LE	XLE	XLE V6	SE	XSE	XSE V6	LE	HYBRID SE	XLE
Entune™ 3.0 ⁴ Audio Plus with Connected Navigation Scout® GPS Link App ⁵ and App Suite ⁴ — includes 8-in. touch-screen, AM/FM CD player, MP3/WMA playback capability, auxiliary audio jack, USB 2.0 port ⁸ with iPod ^{®9} connectivity and control, voice recognition; ¹⁰ hands-free phone capability and music streaming ⁴ via <i>Bluetooth</i> ^{®11} wireless technology, Connected Navigation Scout® GPS Link App ⁵ with 3-year complimentary trial, Siri [®] Eyes Free ⁵ HD Radio; ¹² Entune™ 3.0 App Suite ⁴ ; SiriusXM [®] Satellite Radio ¹³ with 3-month complimentary SiriusXM All Access trial; ¹⁴ and Gracenote [®] album cover art. Entune™ 3.0 Toyota Connected Services: Safety Connect ^{®15} with 3-year complimentary trial, Service Connect ^{®16} with 3-year complimentary trial, Remote Connect ^{®17} with 6-month complimentary trial, Wi-Fi Connect Powered by Verizon ^{®18} with up to 2GB within 6-month complimentary trial. Access to Entune™ 3.0 App Suite ⁴ is subscription-free. See toyota.com/entune for details.	—	P	—	—	P	—	—	P	P	—
Entune™ 3.0 ⁴ Audio Plus with JBL® w/Clari-Fi [™] Connected Navigation Scout® GPS Link App ⁵ and App Suite ⁴ — includes 8-in. touch-screen, AM/FM CD player, MP3/WMA playback capability, nine speakers in nine locations, auxiliary audio jack, USB 2.0 port ⁸ with iPod ^{®9} connectivity and control, voice recognition; ¹⁰ hands-free phone capability and music streaming ⁴ via <i>Bluetooth</i> ^{®11} wireless technology, Connected Navigation Scout® GPS Link App ⁵ with 3-year complimentary trial, Siri [®] Eyes Free ⁵ HD Radio; ¹² Entune™ 3.0 App Suite ⁴ ; SiriusXM [®] Satellite Radio ¹³ with 3-month complimentary SiriusXM All Access trial; ¹⁴ and Gracenote [®] album cover art. Entune™ 3.0 Toyota Connected Services: Safety Connect ^{®15} with 3-year complimentary trial, Service Connect ^{®16} with 3-year complimentary trial, Remote Connect ^{®17} with 6-month complimentary trial, Wi-Fi Connect Powered by Verizon ^{®18} with up to 2GB within 6-month complimentary trial. Access to Entune™ 3.0 App Suite ⁴ is subscription-free. See toyota.com/entune for details.	—	—	P	S	—	P	S	—	—	P
Entune™ 3.0 ⁴ Premium Audio with JBL® w/Clari-Fi [™] Dynamic Navigation ¹⁹ and App Suite ⁴ — includes 8-in. touch-screen AM/FM CD player, MP3/WMA playback capability, nine speakers in nine locations, auxiliary audio jack, USB 2.0 port ⁸ with iPod ^{®9} connectivity and control, Dynamic Navigation ¹⁹ with 3-year complimentary trial, Dynamic POI Search with 3-year complimentary trial, Dynamic voice recognition with 3-year complimentary trial, hands-free phone capability and music streaming ⁴ via <i>Bluetooth</i> ^{®11} wireless technology, Entune™ 3.0 App Suite ⁴ ; Siri [®] Eyes Free ⁵ HD Radio; ¹² SiriusXM [®] Satellite Radio ¹³ with 3-month complimentary SiriusXM All Access trial; ¹⁴ and Gracenote [®] album cover art. Entune™ 3.0 Toyota Connected Services: Safety Connect ^{®15} with 3-year complimentary trial, Service Connect ^{®16} with 3-year complimentary trial, Remote Connect ^{®17} with 6-month complimentary trial, Wi-Fi Connect Powered by Verizon ^{®18} with up to 2GB within 6-month complimentary trial, Destination Assist Connect with 6-month complimentary trial. Access to Entune™ 3.0 App Suite ⁴ is subscription-free. See toyota.com/entune for details.	—	—	—	P	—	—	P	—	—	—
Qi-compatible wireless smartphone charging ²⁰	—	P	P	S	P	P	S	P	P	P
Integrated backup camera ²¹ with projected path	S	S	—	—	S	—	—	S	S	—
Integrated backup camera ²¹ with dynamic gridlines	—	P	S	S	P	S	S	P	P	S
4.2-in. TFT Multi-Information Display with odometer, outside temperature, fuel economy and trip information, current/average fuel economy, distance to empty, average speed, trip distance with timer, and warning messages	S	S	—	—	—	—	—	—	—	—
4.2-in. TFT Multi-Information Display with odometer, outside temperature, fuel economy and trip information, current/average fuel economy, distance to empty, average speed, trip distance with timer, TPMS ²² and warning messages	—	—	—	—	S	—	—	—	—	—
4.2-in. TFT Multi-Information Display with odometer, outside temperature, fuel economy and trip information, current/average fuel economy, distance to empty, average speed, trip distance with timer, hybrid system information, energy monitor and warning messages	—	—	—	—	—	—	—	S	—	—
4.2-in. TFT Multi-Information Display with odometer, outside temperature, fuel economy and trip information, current/average fuel economy, distance to empty, average speed, trip distance with timer, hybrid system information, energy monitor, TPMS ²² and warning messages	—	—	—	—	—	—	—	—	S	—
7-in. TFT Multi-Information Display with customizable settings, odometer, outside temperature, fuel economy and trip information, current/average fuel economy, distance to empty, average speed, trip distance with timer, TPMS ²² scheduled maintenance, compass and warning messages	—	—	S	S	—	S	S	—	—	—
7-in. TFT Multi-Information Display with customizable settings, odometer, outside temperature, fuel economy and trip information, current/average fuel economy, distance to empty, average speed, hybrid system information, energy monitor, TPMS ²² scheduled maintenance, compass and warning messages	—	—	—	—	—	—	—	—	—	S
Fabric-trimmed front seats with passenger-side seatback pocket; 6-way adjustable driver's and front passenger seats	S	—	—	—	—	—	—	—	—	—
Fabric-trimmed front seats with passenger-side seatback pocket; 8-way power-adjustable driver's seat with power lumbar support; 6-way adjustable front passenger seat	—	S	—	—	—	—	—	—	—	—
Fabric-trimmed heated front seats with seatback pockets; 8-way power-adjustable driver's seat with power lumbar support; 6-way adjustable front passenger seat	—	—	—	—	—	—	—	S	—	—
Sport SofTex [®] -trimmed front seats with fabric inserts, seatback pockets; 8-way power-adjustable driver's seat with power lumbar support; 6-way adjustable front passenger seat	—	—	—	—	S	—	—	—	—	—
Sport SofTex [®] -trimmed heated front seats with fabric inserts, seatback pockets; 8-way power-adjustable driver's seat with power lumbar support; 6-way adjustable front passenger seat	—	—	—	—	—	—	—	—	S	—
Leather-trimmed multi-stage heated front seats with seatback pockets; 8-way power-adjustable driver's seat with power lumbar support; 8-way power-adjustable front passenger seat	—	—	S	S	—	S	S	—	—	S
Rear adjustable headrests	—	—	S	S	—	S	S	—	—	S
60/40 split fold-down rear seat with center armrest with cup holders	—	S	S	S	S	S	S	S	S	S
Full-Speed Range Dynamic Radar Cruise Control (DRCC) ²³	—	—	S	S	—	S	S	S	S	S
Dynamic Radar Cruise Control (DRCC) ²⁴	S	S	—	—	S	—	—	—	—	—
Tilt/telescopic 3-spoke steering wheel with audio, Multi-Information Display and <i>Bluetooth</i> ^{®11} hands-free phone, voice-command, Dynamic Radar Cruise Control (DRCC) ²⁴ conventional cruise control and Lane Departure Alert (LDA) ²⁵ controls	S	S	—	—	—	—	—	—	—	—

See numbered footnotes in Disclosures section.

S = Standard O = Optional — = Not available P = Feature is available as part of an option package.

FEATURES (continued)¹

INTERIOR (continued)	L	LE	XLE	XLE V6	SE	XSE	XSE V6	LE	HYBRID SE	XLE
Tilt/telescopic 3-spoke steering wheel with audio, Multi-Information Display and <i>Bluetooth</i> ^{®11} hands-free phone, voice-command, Full-Speed Range Dynamic Radar Cruise Control (DRCC), ²³ conventional cruise control and Lane Departure Alert (LDA) ²⁵ controls	—	—	—	—	—	—	—	S	—	—
Leather-trimmed tilt/telescopic 3-spoke steering wheel with audio, Multi-Information Display, <i>Bluetooth</i> ^{®11} hands-free phone, voice-command, Full-Speed Dynamic Radar Cruise Control (DRCC), ²³ conventional cruise control and Lane Departure Alert (LDA) ²⁵ controls	—	—	S	S	—	—	—	—	—	S
Leather-trimmed tilt/telescopic 3-spoke sport steering wheel with paddle shifters, audio, Multi-Information Display, <i>Bluetooth</i> ^{®11} hands-free phone, voice-command, Dynamic Radar Cruise Control (DRCC), ²³ conventional cruise control and Lane Departure Alert (LDA) ²⁵ controls	—	—	—	—	S	—	—	—	—	—
Leather-trimmed tilt/telescopic 3-spoke sport steering wheel with paddle shifters, audio, Multi-Information Display, <i>Bluetooth</i> ^{®11} hands-free phone, voice-command, Full-Speed Range Dynamic Radar Cruise Control (DRCC), ²³ conventional cruise control and Lane Departure Alert (LDA) ²⁵ controls	—	—	—	—	—	S	S	—	S	—
3-mode switch (ECO, Normal, Sport)	—	—	S	S	—	S	S	—	—	—
4-mode switch (EV; ²⁶ ECO, Normal, Sport)	—	—	—	—	—	—	—	S	S	S
10-in. color Head-Up Display (HUD) with customizable settings, speedometer, navigation, shift position, compass, TSS-P ²⁷ indicators, audio, phone, outside temperature and adjustable brightness	—	—	P	S	—	P	S	—	—	—
10-in. color Head-Up Display (HUD) with customizable settings, speedometer, navigation, shift position, compass, TSS-P ²⁷ indicators, audio, phone, outside temperature, Hybrid System Indicator and adjustable brightness	—	—	—	—	—	—	—	—	—	S
Bird's Eye View Camera ²⁸ with Perimeter Scan, overhead 360-degree view in Drive and Reverse, and curb view	—	—	P	P	—	P	P	—	—	P
Soft-material upper door trim	S	S	S	S	S	S	S	S	S	S
Layered wood interior trim	S	S	—	—	—	—	—	S	—	—
Embossed mesh interior trim	—	—	—	—	S	—	—	—	S	—
Tiger Eye wood interior trim	—	—	S	S	—	—	—	—	—	S
Textured metal interior trim	—	—	—	—	—	S	S	—	—	—
Interior chrome door handles	S	S	S	S	S	S	S	S	S	S
Multi-function in-key remote keyless entry system with lock, two-stage unlock, panic, trunk-release functions and remote illuminated entry	S	S	—	—	S	—	—	—	—	—
Smart Key System ²⁹ on front doors and trunk with Push Button Start, remote keyless entry system and remote illuminated entry	—	P	S	S	P	S	S	S	S	S
Power windows with 4-window auto up/down, jam protection and retained-power features	S	S	S	S	S	S	S	S	S	S
Rear window defogger with timer	S	S	S	S	S	S	S	S	S	S
Power door locks with shift-linked automatic locking feature with anti-lockout feature	S	S	S	S	S	S	S	S	S	S
Day/night rearview mirror	S	S	—	—	S	—	—	S	S	—
Auto-dimming rearview mirror with compass	—	P	S	S	P	S	S	P	P	S
Overhead console with maplights and sunglasses storage	S	S	—	—	S	—	—	—	—	—
Overhead console with maplights, sunglasses storage, and HomeLink ^{®30} universal transceiver	—	P	S	—	P	S	—	S	S	S
Overhead console with maplights, HomeLink ^{®30} universal transceiver	—	—	P	S	—	P	S	—	—	—
Overhead console with maplights, sunglasses storage, HomeLink ^{®30} universal transceiver and Safety Connect ^{®15} button	—	P	P	—	P	P	—	P	P	P
Overhead console with maplights, HomeLink ^{®30} universal transceiver and Safety Connect ^{®15} button	—	—	P	S	—	P	S	—	—	—
Covered center console, armrest and storage	S	S	S	S	S	S	S	S	S	S
LED-illuminated glove compartment	S	S	S	S	S	S	S	S	S	S
One 12V auxiliary power outlet	S	S	S	S	S	S	S	S	S	S
One USB port ⁸ (1.5A)	S	S	—	—	S	—	—	S	S	—
Three USB ports ⁸ (one 1.5A and two 2.1A)	—	—	S	S	—	S	S	—	—	S
Dual sun visors with sliding extensions	S	S	S	—	S	S	—	S	S	S
Dual sun visors with sliding extensions and illuminated vanity mirrors	—	P	P	S	P	P	S	P	P	P
LED rear-seat reading lights	—	P	S	S	P	S	S	P	P	P
Two front cup holders; two front door and two rear bottle holders	S	—	—	—	—	—	—	—	—	—
Two front and two rear cup holders; two front door and two rear bottle holders	—	S	S	S	S	S	S	S	S	S
Foot pedal parking brake	S	S	—	—	S	—	—	—	—	—
Electric Parking Brake (EPB) with Brake Hold function	—	—	S	S	—	S	S	S	S	S

See numbered footnotes in Disclosures section.

S = Standard O = Optional — = Not available P = Feature is available as part of an option package.

FEATURES (continued)

SAFETY/CONVENIENCE	L	LE	XLE	XLE V6	SE	XSE	XSE V6	LE	HYBRID SE	XLE
STAR TM SAFETY SYSTEM Star Safety System TM — includes Enhanced Vehicle Stability Control (VSC) ³¹ Traction Control (TRAC), 4-wheel Anti-lock Brake System (ABS), Electronic Brake-force Distribution (EBD), Brake Assist (BA) ³² and Smart Stop Technology [®] (SST) ³³	S	S	S	S	S	S	S	S	S	S
Ten airbags ³⁴ — includes driver and front passenger Advanced Airbag System, driver and front passenger seat-mounted side airbags, driver and front passenger knee airbags, rear seat-mounted side airbags, and front and rear side curtain airbags	S	S	S	S	S	S	S	S	S	S
Driver and front passenger Whiplash-Injury-Lessening (WIL) ³⁵ seats	S	S	S	S	S	S	S	S	S	S
3-point seatbelts for all seating positions; driver-side Emergency Locking Retractor (ELR) and Automatic/Emergency Locking Retractor (ALR/ELR) on all passenger seatbelts	S	S	S	S	S	S	S	S	S	S
LATCH (Lower Anchors and Tethers for CHildren) includes lower anchors on outboard rear seats	S	S	S	S	S	S	S	S	S	S
Child-protector rear door locks and power window lockout control	S	S	S	S	S	S	S	S	S	S
Energy-absorbing collapsible steering column	S	S	S	S	S	S	S	S	S	S
Front and rear energy-absorbing crumple zones	S	S	S	S	S	S	S	S	S	S
Side-impact door beams	S	S	S	S	S	S	S	S	S	S
Tire Pressure Monitor System (TPMS) ²²	S	S	—	—	—	—	—	S	—	—
Tire Pressure Monitor System (TPMS) ²² with direct pressure readout	—	—	S	S	S	S	S	—	S	S
Collision sensors: deactivate high-voltage battery	—	—	—	—	—	—	—	S	S	S
Safety Connect ^{®15} — includes Emergency Assistance, Stolen Vehicle Locator, Roadside Assistance ³⁶ and Automatic Collision Notification. Available by subscription. Complimentary 3-year trial subscription.	—	P	P	S	P	P	S	P	P	P
Toyota Safety Sense TM P (TSS-P) ²⁷ — Pre-Collision System ³⁷ with Pedestrian Detection ³⁸ (PCS w/PD), Lane Departure Alert with Steering Assist (LDA w/SA) ²⁵ Automatic High Beams (AHB) ³⁹ and Dynamic Radar Cruise Control (DRCC) ²⁴	S	S	—	—	S	—	—	—	—	—
Toyota Safety Sense TM P (TSS-P) ²⁷ — Pre-Collision System ³⁷ with Pedestrian Detection ³⁸ (PCS w/PD), Lane Departure Alert with Steering Assist (LDA w/SA) ²⁵ Automatic High Beams (AHB) ³⁹ and Full-Speed Range Dynamic Radar Cruise Control (DRCC) ²³	—	—	S	S	—	S	S	S	S	S
Blind Spot Monitor (BSM) ³ with Rear Cross-Traffic Alert (RCTA) ⁴⁰	—	P	—	—	P	—	—	P	P	—
Blind Spot Monitor (BSM) ³ with Rear Cross-Traffic Alert (RCTA) ⁴⁰ and Intelligent Clearance Sonar (ICS) ⁴¹ with Rear Cross-Traffic Braking (RCTB) ⁴²	—	—	S	S	—	S	S	—	—	S
Hill Start Assist Control (HAC) ⁴³	S	S	S	S	S	S	S	S	S	S
Anti-theft system with alarm	—	S	S	S	S	S	S	S	S	S
Engine immobilizer ⁴⁴	S	—	—	—	—	—	—	—	—	—
ToyotaCare ⁴⁵ featuring a no cost maintenance plan with roadside assistance ⁴⁶	S	S	S	S	S	S	S	S	S	S
PACKAGES & OPTIONS										
Convenience Package — includes Smart Key System, ²⁹ HomeLink ^{®30} universal transceiver, auto-dimming rearview mirror with compass	—	O	—	—	O	—	—	—	—	—
Convenience Package — includes Smart Key System, ²⁹ HomeLink ^{®30} universal transceiver, auto-dimming rearview mirror with compass, ambient lighting	—	—	S	S	—	S	S	—	—	—
Convenience Package (Hybrid) — includes HomeLink ^{®30} universal transceiver, auto-dimming rearview mirror with compass	—	—	—	—	—	—	—	O	O	S
Audio Package — includes Entune TM 3.0 ⁴ Audio Plus with Connected Navigation Scout [®] GPS Link App ⁵ and App Suite, ⁴ Qi-compatible wireless smartphone charging, ²⁰ dual zone climate control	—	O	—	—	O	—	—	—	—	—
Audio Package — includes Entune TM 3.0 ⁴ Audio Plus with Connected Navigation Scout [®] GPS Link App ⁵ and App Suite, ⁴ Qi-compatible wireless smartphone charging ²⁰	—	—	—	—	—	—	—	O	O	—
Audio Package — includes Entune TM 3.0 ⁴ Audio Plus with JBL [®] w/Clari-Fi, TM Connected Navigation Scout [®] GPS Link App ⁵ and App Suite, ⁴ Qi-compatible wireless smartphone charging ²⁰	—	—	O	S	—	O	S	—	—	O
Navigation Package — includes Entune TM 3.0 ⁴ Premium Audio with JBL [®] w/Clari-Fi, TM Dynamic Navigation ¹⁹ and App Suite ⁴	—	—	—	O	—	—	O	—	—	—
Driver Assist Package										
10-in. color Head-Up Display	—	—	O	S	—	O	S	—	—	S
Bird's Eye View Camera ²⁸ with Perimeter Scan	—	—	O	O	—	O	O	—	—	O
Power tilt/slide moonroof	—	O	—	—	O	—	—	O	O	O
Panoramic glass roof with front power tilt/slide moonroof	—	—	O	S	—	O	S	—	—	—
Blind Spot Monitor (BSM) ³ with Rear Cross-Traffic Alert (RCTA) ⁴⁰	—	O	S	S	O	S	S	O	O	S
Two-tone Midnight Black Metallic roof and rear spoiler ² (includes black window trim and sideview mirror caps)	—	—	—	—	—	O	O	—	—	—
Adaptive Headlights — LED headlights with level control and auto on/off feature	—	—	—	—	—	—	—	—	—	O

SPECIFICATIONS

MECHANICAL/PERFORMANCE	L	LE	XLE	XLE V6	SE	XSE	XSE V6	HYBRID LE	HYBRID SE	HYBRID XLE
ENGINE										
2.5-Liter Dynamic Force 4-Cylinder DOHC 16-Valve D-4S Dual Injection with Dual VVT-i; 203 hp @ 6600 rpm; 184 lb.-ft. @ 5000 rpm	Standard	Standard	N/A	N/A	Standard	N/A	N/A	N/A	N/A	N/A
2.5-Liter Dynamic Force 4-Cylinder DOHC 16-Valve D-4S Dual Injection with Dual VVT-i and ECO, Normal and Sport drive modes; 203 hp @ 6800 rpm; 184 lb.-ft. @ 5000 rpm	N/A	N/A	Standard	N/A	N/A	N/A	N/A	N/A	N/A	N/A
2.5-Liter Dynamic Force 4-Cylinder DOHC 16-Valve D-4S Dual Injection with Dual VVT-i and ECO, Normal and Sport drive modes; 206 hp @ 6800 rpm; 186 lb.-ft. @ 5000 rpm	N/A	N/A	N/A	N/A	N/A	Standard	N/A	N/A	N/A	N/A
3.5-Liter V6 DOHC 24-Valve D-4S Dual Injection with Dual VVT-i; 301 hp @ 6600 rpm; 267 lb.-ft. @ 4700 rpm	N/A	N/A	N/A	Standard	N/A	N/A	Standard	N/A	N/A	N/A
Hybrid engine: 2.5-Liter Dynamic Force 4-Cylinder DOHC 16-Valve D-4S Dual Injection with Dual VVT-i with ECO, Normal, Sport and EV ²⁶ drive modes; 176 hp @ 5700 rpm; 163 lb.-ft. @ 5200 rpm	N/A	N/A	N/A	N/A	N/A	N/A	N/A	Standard	Standard	Standard
COMPRESSION RATIO										
	13.0 : 1	13.0 : 1	13.0 : 1	11.8 : 1	13.0 : 1	13.0 : 1	11.8 : 1	14.0 : 1	14.0 : 1	14.0 : 1
EMISSION RATING										
Super Ultra Low Emission Vehicle (SULEV) ⁴⁷	Standard	Standard	Standard	N/A	Standard	Standard	N/A	Standard	Standard	Standard
Ultra Low Emission Vehicle II (ULEV-II)	N/A	N/A	N/A	Standard	N/A	N/A	Standard	N/A	N/A	N/A
ELECTRIC MOTOR										
Power output	N/A	N/A	N/A	N/A	N/A	N/A	N/A	118 HP (88 kW)	118 HP (88 kW)	118 HP (88 kW)
Torque	N/A	N/A	N/A	N/A	N/A	N/A	N/A	149 lb.-ft. (202 N-m)	149 lb.-ft. (202 N-m)	149 lb.-ft. (202 N-m)
Voltage	N/A	N/A	N/A	N/A	N/A	N/A	N/A	650 V (max sys.)	650 V (max sys.)	650 V (max sys.)
Hybrid System Net Power	N/A	N/A	N/A	N/A	N/A	N/A	N/A	208 HP	208 HP	208 HP
TRACTION BATTERY										
Sealed Lithium-ion (LI)	N/A	N/A	N/A	N/A	N/A	N/A	N/A	Standard	N/A	N/A
Sealed Nickel-Metal Hydride (Ni-MH) ⁴⁸	N/A	N/A	N/A	N/A	N/A	N/A	N/A	N/A	Standard	Standard
VOLTAGE										
Voltage	N/A	N/A	N/A	N/A	N/A	N/A	N/A	259.0 V	244.8 V	244.8 V
TRANSMISSION										
Direct Shift-8AT 8-speed Electronically Controlled automatic Transmission with intelligence (ECT-I) with sequential shift mode	Standard	Standard	Standard	Standard	Standard	Standard	Standard	N/A	N/A	N/A
Electronically controlled Continuously Variable Transmission (ECVT) with sequential shift mode	N/A	N/A	N/A	N/A	N/A	N/A	N/A	Standard	Standard	Standard
DRIVETRAIN										
Front-wheel drive	Standard	Standard	Standard	Standard	Standard	Standard	Standard	Standard	Standard	Standard
BODY CONSTRUCTION										
Unitized body with front and rear anti-vibration sub-frames	Standard	Standard	Standard	Standard	Standard	Standard	Standard	Standard	Standard	Standard
SUSPENSION										
MacPherson strut front suspension with gas-filled shock absorbers and stabilizer bar; double-wishbone style multi-link rear suspension with gas-filled shock absorbers and stabilizer bar, and front strut tower bracing	Standard	Standard	Standard	Standard	N/A	N/A	N/A	Standard	N/A	Standard
MacPherson strut front suspension with gas-filled shock absorbers and stabilizer bar; double-wishbone style multi-link rear suspension with gas-filled shock absorbers and stabilizer bar, sport-tuned shock absorbers and springs, and front strut tower bracing	N/A	N/A	N/A	N/A	Standard	Standard	Standard	N/A	Standard	N/A
STEERING										
Electric Power Steering (EPS); power-assisted rack-and-pinion	Standard	Standard	Standard	Standard	Standard	Standard	Standard	Standard	Standard	Standard
Turning circle diameter, curb to curb (ft.)	37.4	37.4	38.0	38.0	38.0	38.0	38.0	37.4	38.0	38.0

See numbered footnotes in Disclosures section.

SPECIFICATIONS (continued)

MECHANICAL/PERFORMANCE (continued)	L	LE	XLE	XLE V6	SE	XSE	XSE V6	HYBRID LE	HYBRID SE	HYBRID XLE
BRAKES										
Power-assisted ventilated 12-in. front disc brakes; solid 11.06-in. rear disc brakes with hydraulic brake booster, Electronically Controlled Braking (ECB) system and Star Safety System™	Standard	Standard	Standard	Standard	Standard	Standard	Standard	N/A	N/A	N/A
Power-assisted ventilated 12-in. front disc brakes; solid 11.06-in. rear disc brakes with hydraulic brake booster, Electronically Controlled Braking (ECB) system, integrated regenerative braking and Star Safety System™	N/A	N/A	N/A	N/A	N/A	N/A	N/A	Standard	Standard	Standard
EXTERIOR DIMENSIONS (in.)										
Overall height, unloaded	56.9	56.9	56.9	56.9	56.9	56.9	56.9	56.9	56.9	56.9
Overall width	72.4	72.4	72.4	72.4	72.4	72.4	72.4	72.4	72.4	72.4
Overall length	192.1	192.1	192.1	192.1	192.7	192.7	192.7	192.1	192.7	192.1
Wheelbase	111.2	111.2	111.2	111.2	111.2	111.2	111.2	111.2	111.2	111.2
Ground clearance	5.7	5.7	5.7	5.7	5.7	5.7	5.7	5.7	5.7	5.7
Track (front/rear)	63.0/63.2	62.6/62.8	62.2/62.6	62.2/62.6	62.2/62.6	62.2/62.6	62.2/62.6	63.0/63.2	62.2/62.6	62.2/62.6
INTERIOR DIMENSIONS (in.)										
Head room front/rear without moonroof (with moonroof)	38.3/38.0 (N/A)	38.3/38.0 (37.5/38.0)	38.3/38.0 (37.5/38.0)	N/A (37.5/38.0)	38.3/38.0 (37.5/38.0)	38.3/38.0 (37.5/38.0)	N/A (37.5/38.0)	38.3/37.6 (37.5/37.6)	38.3/37.6 (37.5/37.6)	38.3/37.6 (37.5/37.6)
Shoulder room	57.7/55.7	57.7/55.7	57.7/55.7	57.7/55.7	57.7/55.7	57.7/55.7	57.7/55.7	57.7/55.7	57.7/55.7	57.7/55.7
Hip room	55.4/54.7	55.4/54.7	55.4/54.7	55.4/54.7	55.4/54.7	55.4/54.7	55.4/54.7	55.4/54.6	55.4/54.6	55.4/54.6
Leg room	42.1/38.0	42.1/38.0	42.1/38.0	42.1/38.0	42.1/38.0	42.1/38.0	42.1/38.0	42.1/38.0	42.1/38.0	42.1/38.0
WEIGHTS AND CAPACITIES										
Curb weight (lb.)	3241	3296	3351	3549	3340	3395	3572	3472	3549	3572
EPA passenger volume (cu. ft.) without moonroof	100.4	100.4	100.4	N/A	100.4	100.4	N/A	99.9	99.9	99.9
EPA passenger volume (cu. ft.) with moonroof	N/A	99.3	99.3	99.3	99.3	99.3	99.3	98.8	98.8	98.8
Cargo volume; ⁴⁹ rear seatbacks up (cu. ft.)	14.1	15.1	15.1	15.1	15.1	15.1	15.1	15.1	15.1	15.1
Fuel tank (gal.)	14.5	16	16	16	16	16	16	13	13	13
Seating capacity	5	5	5	5	5	5	5	5	5	5
TIRES										
Type: All-season	Standard	Standard	Standard	Standard	Standard	Standard	Standard	Standard	Standard	Standard
Spare: Temporary	Standard	Standard	Standard	Standard	Standard	Standard	Standard	Standard	Standard	Standard
MILEAGE ESTIMATES (mpg city/highway/combined)⁵⁰										
	29/41/34	28/39/32	28/39/32	22/33/26	28/39/32	28/39/32	22/32/26	51/53/52	44/47/46	44/47/46

CARS BUILT FOR THE WAY YOU LIVE

At Toyota, we build cars for how you live. From building advanced safety features designed to help prevent crashes to driving cross-country to understand how we can make your driving experience better, our work starts with understanding your needs. Building cars for how you live also means thinking about tomorrow — from fuel efficiency and environmental innovations, to things beyond cars, like a bicycle that you can control with your mind. And because what we learn building cars can help improve lives in other places, we do things like help communities rebuild their homes quickly after a disaster and work with soup kitchens to help them serve more people faster. Toyota. Built for how you live. Together we are going places.

DISCLOSURES

1. Toyota strives to build vehicles to match customer interest and thus they typically are built with popular options and option packages. Not all options/packages are available separately and some may not be available in all regions of the country. If you would prefer a vehicle with no or different options, contact your dealer to check for current availability or the possibility of placing a special order. 2. Extra-cost color. 3. Do not rely exclusively on the Blind Spot Monitor. Always look over your shoulder and use your turn signal. There are limitations to the function, detection and range of the monitor. See *Owner's Manual* for additional limitations and details. 4. Apps/services vary by phone/carrier; functionality depends on many factors. Select apps use large amounts of data; you are responsible for charges. Apps and services subject to change. See toyota.com/entune for details. 5. Be sure to obey traffic regulations and maintain awareness of road and traffic conditions at all times. Apps/services vary by phone/carrier; functionality depends on many factors. Select apps use large amounts of data; you are responsible for charges. Apps and services subject to change. Availability and accuracy of the information provided by Scout® GPS Link is dependent upon many factors. Use common sense when relying on information provided. Services and programming subject to change. Services not available in every city or roadway. See toyota.com/entune for details. Scout® is a registered trademark of Telenav, Inc. 6. Always drive safely, obey traffic laws and focus on the road while driving. Siri® is available on select iPhone®/iPad® models and requires Internet access. Siri® is not available in all languages or all areas and features vary by area. Some Siri® functionality and commands are not accessible in the vehicle. Data charges may apply. See apple.com and phone carrier for details. Siri® is a registered trademark of Apple Inc. 7. The Toyota Genuine Accessory Warranty will only apply when the installation is performed by a trained Toyota-approved installer. Please see dealer for details. 8. May not be compatible with all mobile phones, MP3/WMA players and like models. 9. iPod® and iPhone® are registered trademarks of Apple Inc. All rights reserved. 10. Advanced voice recognition capabilities vary by head unit. 11. The Bluetooth® word mark and logos are registered trademarks owned by Bluetooth SIG, Inc., and any use of such marks by Toyota is under license. A compatible Bluetooth®-enabled phone must first be paired. Phone performance depends on software, coverage and carrier. 12. HD Radio™ Technology manufactured under license from iBiquity Digital Corporation U.S. and Foreign Patents. HD Radio™ and the HD, HD Radio, and “Arc” logos are proprietary trademarks of iBiquity Digital Corp. 13. SiriusXM audio services require a subscription sold separately, or as a package, by Sirius XM Radio Inc. **If you decide to continue service after your trial, the subscription plan you choose will automatically renew thereafter and you will be charged according to your chosen payment method at then-current rates. Fees and taxes apply. To cancel you must call SiriusXM at 1-866-635-2349. See SiriusXM Customer Agreement for complete terms at www.siriusxm.com.** All fees and programming subject to change. Not all vehicles or devices are capable of receiving all services offered by SiriusXM. Current information and features may not be available in all locations, or on all receivers. ©2017 Sirius XM Radio Inc. Sirius, XM, SiriusXM and all related marks and logos are trademarks of Sirius XM Radio Inc. 14. Trial length and service availability may vary by model, model year or trim. 15. Contact with the response center may not be available in all areas. Service Agreement required. A variety of subscription terms available; charges will vary. See toyota.com for details. 16. Information provided is based on the last time data was collected from the vehicle and may not be up to date. System functionality depends on vehicle connectivity. 17. Use only if aware of circumstances surrounding vehicle and it is safe to do so (e.g., do not remotely start engine if vehicle is in an enclosed space). Functionality depends on many factors, such as vehicle and smartphone connectivity. Registration and app download are required. Subscription purchase required after trial. See usage precautions and service limitations in *Owner's Manual*. 18. Wi-Fi Connect is available on select 2018 and newer Toyota vehicles. Visit toyota.com for vehicle availability. Verizon Wireless is the network provider for Wi-Fi Connect, which uses Verizon's 4G LTE network to transmit data. Data usage applies. Coverage not available everywhere; see vzw.com. See verizonwireless.com/bestnetwork for details. LTE is a trademark of ETSI. Other terms apply. Up to 5 devices can be supported using in-vehicle connectivity. Verizon Wireless data subscription required upon end of 6-month trial period or use of 2 GB data (whichever comes first). Use of Wi-Fi Connect subject to Verizon Wireless' Customer Agreement (verizonwireless.com/legal/notices/customer-agreement/), Privacy Policy (verizon.com/about/privacy/privacy-policy-summary), and data use policies (verizonwireless.com/support/vz-email-legal/). 19. Availability and accuracy of the information provided by the Dynamic Navigation system is dependent upon many factors. Use common sense when relying on information provided. Services and programming subject to change. Services not available in every city or roadway. Subscription required after end of 3-year complimentary service. See *Owner's Manual* for details. 20. Qi wireless charging may not be compatible with all mobile phones, MP3/WMA players and like models. When using the wireless charging system, avoid placing metal objects between the wireless charger and the mobile device when charging is active. Doing so may cause metal objects to become hot and could cause burns. 21. The backup camera does not provide a comprehensive view of the rear area of the vehicle. You should also look around outside your vehicle and use your mirrors to confirm rearward clearance. Environmental conditions may limit effectiveness and view may become obscured. See *Owner's Manual* for additional limitations and details. 22. The Toyota Tire Pressure Monitor alerts the driver when tire pressure is critically low. For optimal tire wear and performance, tire pressure should be checked regularly with a gauge; do not rely solely on the monitor system. See *Owner's Manual* for details. 23. Full-Speed Range Dynamic Radar Cruise Control is designed to assist the driver and is not a substitute for safe and attentive driving practices. System effectiveness is dependent on road, weather and traffic conditions. See *Owner's Manual* for additional limitations and details. 24. Dynamic Radar Cruise Control is designed to assist the driver and is not a substitute for safe and attentive driving practices. System effectiveness is dependent on road, weather and traffic conditions. See *Owner's Manual* for additional limitations and details. 25. Lane Departure Alert with Steering Assist is designed to read visible lane markers under certain conditions. It provides a visual and audible alert, and slight steering force when lane departure is detected. It is not a collision-avoidance system or a substitute for safe and attentive driving. Effectiveness is dependent on many factors including road, weather and vehicle conditions. See *Owner's Manual* for additional limitations and details. 26. CAUTION! When driving a hybrid vehicle, pay special attention to the area around the vehicle. Because there is little vehicle noise in EV Mode, pedestrians, people riding bicycles or other people and vehicles in the area may not be aware of the vehicle starting off or approaching them, so take extra care while driving. EV Mode works under certain conditions at low speeds for up to one-half mile. See *Owner's Manual* for details. 27. Drivers are responsible for their own safe driving. Always pay attention to your surroundings and drive safely. System effectiveness is dependent on many factors including road, weather and vehicle conditions. See *Owner's Manual* for additional limitations and details. 28. The Bird's-Eye-View Camera does not provide a comprehensive view of the area surrounding the vehicle. You should also look around outside your vehicle and use your mirrors to confirm surrounding clearance. Environmental conditions may limit effectiveness and view may become obscured. See *Owner's Manual* for additional limitations and details. 29. The Smart Key System may interfere with some pacemakers or cardiac defibrillators. If you have one of these medical devices, please talk to your doctor to see if you should deactivate this system. 30. HomeLink® and the HomeLink® house icon are registered trademarks of Gentex Corporation. 31. Vehicle Stability Control is an electronic system designed to help the driver maintain vehicle control under adverse conditions. It is not a substitute for safe and attentive driving practices. Factors including speed, road conditions, weather and driver steering input can all affect whether VSC will be effective in preventing a loss of control. See *Owner's Manual* for additional limitations and details. 32. Brake Assist is designed to help the driver take full advantage of the benefits of ABS. It is not a substitute for safe driving practices. Braking effectiveness also depends on proper vehicle maintenance, and tire and road conditions. See *Owner's Manual* for additional limitations and details. 33. Smart Stop Technology® operates only in the event of certain contemporaneous brake and accelerator pedal applications. When engaged, the system will reduce power to help the brakes bring the vehicle to a stop. Factors including speed, road conditions and driver input can all impact stopping distance. Smart Stop Technology® is not a substitute for safe and attentive driving and does not guarantee instant stopping. See *Owner's Manual* for details. 34. All the airbag systems are Supplemental Restraint Systems. All airbags (if installed) are designed to inflate only under certain conditions and in certain types of severe collisions. To decrease the risk of injury from an inflating airbag, always wear seatbelts and sit upright in the middle of the seat as far back as possible. Do not put objects in front of an airbag or around the seatback. Do not use a rearward-facing child seat in any front passenger seat. See *Owner's Manual* for additional limitations and details. 35. Whiplash-Injury-Lessening front seats can help reduce the severity of whiplash injury in certain rear-end collisions. 36. Roadside Assistance coverage is 2 years unlimited mileage. See Toyota Dealer for details and exclusions. Valid only in the Continental U.S. and Alaska. 37. The TSS Pre-Collision System is designed to help avoid or reduce the crash speed and damage in certain frontal collisions only. It is not a substitute for safe and attentive driving. System effectiveness is dependent on many factors including road, weather and vehicle conditions. See *Owner's Manual* for additional limitations and details. 38. The Pedestrian Detection system is designed to detect a pedestrian ahead of the vehicle, determine if impact is imminent and help reduce impact speed. It is not a substitute for safe and attentive driving. System effectiveness depends on many factors, such as speed, size and position of pedestrians, and weather, light and road conditions. See *Owner's Manual* for additional limitations and details. 39. Automatic High Beams operate at speeds above 25 mph. Factors such as a dirty windshield, weather, lighting and terrain limit effectiveness, requiring the driver to manually operate the high beams. See *Owner's Manual* for additional limitations and details. 40. Do not rely exclusively on the Rear Cross-Traffic Alert system. Always look over your shoulder and use your mirrors to confirm rear clearance. There are limitations to the function, detection and range of the system. See *Owner's Manual* for additional limitations and details. 41. Intelligent Clearance Sonar (ICS) is designed to assist drivers in avoiding potential collisions at speeds of 9 mph or less. Certain vehicle and environmental factors, including an object's shape and composition, may affect the ability of the ICS to detect it. Always look around outside the vehicle and use mirrors to confirm clearance. See *Owner's Manual* for additional limitations and details. 42. Do not rely exclusively on the Rear Cross-Traffic Braking system. Always look over your shoulder and use your mirrors to confirm rear clearance. There are limitations to braking capability and the function, detection and

DISCLOSURES (continued)

range of the sensors. See *Owner's Manual* for additional limitations and details. **43.** Hill Start Assist Control is designed to help minimize backward rolling on steep ascents. It is not a substitute for safe driving judgment and practices. Factors including speed, grade, surface conditions and driver input can all affect whether HAC will be effective in preventing a loss of control. See *Owner's Manual* for additional limitations and details. **44.** The engine immobilizer is a state-of-the-art anti-theft system. When you insert your key into the ignition switch or bring a Smart Key fob into the vehicle, the key transmits an electronic code to the vehicle. The engine will only start if the code in the transponder chip inside the key/fob matches the code in the vehicle's immobilizer. Because the transponder chip is embedded in the key/fob, it can be costly to replace. If you lose a key or fob, your Toyota dealer can help. Alternatively, you can find a qualified independent locksmith to perform high-security key services by consulting your local Yellow Pages or by contacting www.aloa.org. **45.** Covers normal factory scheduled service for 2 years or 25K miles, whichever comes first. See Toyota dealer for details and exclusions. Valid only in the continental U.S. and Alaska. **46.** Does not include parts and fluids, except emergency fuel delivery. Valid only in the continental U.S. and Alaska. **47.** Meets Tier 2/Bin 3 Federal emissions standard. **48.** Hybrid vehicle battery expected life is 150,000 miles based on laboratory bench testing. **49.** Cargo and load capacity limited by weight and distribution. Cargo and load capacity limited by weight and distribution. **50.** 2018 EPA-estimated mileage. Actual mileage will vary. **51.** This floor mat was designed specifically for use in your model and model year vehicle and SHOULD NOT be used in any other vehicle. To avoid potential interference with pedal operation, each mat must be secured with its fasteners. Do not install a floor mat on top of an existing floor mat.

Toyota strives to build vehicles to match customer interest and thus they typically are built with popular options and option packages. Not all options/packages are available separately and some may not be available in all regions of the country. See toyota.com for information about options/packages commonly available in your area. If you would prefer a vehicle without any or with different options, contact your dealer to check for current availability or the possibility of placing a special order.

Some vehicles are shown with available equipment. Seatbelts should be worn at all times. For details on vehicle specifications, standard features and available equipment in your area, contact your Toyota dealer. A vehicle with particular equipment may not be available at the dealership. Ask your Toyota dealer to help locate a specifically equipped vehicle.

All information presented herein is based on data available at the time of posting, is subject to change without notice and pertains specifically to mainland U.S.A. vehicles only. Prototypes shown. Actual production vehicles may vary.



For Toyota Mobility program details, go to www.toyota.com/mobility or call the Toyota Customer Assistance Center at 1-800-331-4331